

Ultra Short Throw LCD Projectors

HITACHI

Inspire the Next

CP-AX2503
CP-D27WN
CP-X4022WN

51.7cm
71cm
240cm

2.0m (80") screen

Front Use

Wall Mount Use

Tabletop

CP-AX3505	XGA	3,600lm
CP-AX3005	XGA	3,300lm
CP-AX2505	XGA	2,700lm
CP-AW3005	WXGA	3,300lm
CP-AW2505	WXGA	2,700lm

* Local availability may be limited.

Original Hitachi technology delivers outstanding visual beauty and visibility

ACCENTUALIZER and HDCR (High Dynamic Contrast Range)

ACCENTUALIZER makes pictures look more clear by enhancing shade, sharpness, and gloss. The HDCR function corrects blurred images caused by room lighting or outside light sources and creates an effect similar to increased contrast, resulting in clear images even in bright rooms. The new function IMAGE OPTIMIZER adjusts them automatically according to lamp usage time to improve the image visibility.

Bright room — ACCENTUALIZER, HDCR **OFF**



Bright room — ACCENTUALIZER, HDCR **ON**



IMAGE OPTIMIZER

Equipped with IMAGE OPTIMIZER which is Hitachi's original function to maintain visibility by automatic image correction in accordance with lamp deterioration.

OFF



ON

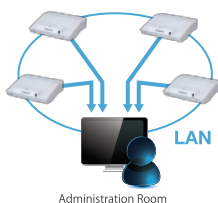


DICOM Simulation Mode

Various Network Function

Convenient Networking

Manage and control multiple projectors over your LAN with Centralized Reporting, Scheduling, E-mail Alerts, and My Image (Image Transfer).



Wireless Capability (Option)

Connect a projector to a computer using the optional USB wireless adapter. The adapter supports IEEE802.11 b/g/n.



Without an access point



With an access point

Smart Device Control

Plugging the USB wireless adapter to the projector and using the dedicated free online application developed by Hitachi, projectors can be controlled from a tablet or smartphone.



* See the Hitachi website for details
http://www.hitachi.co.jp/proj/en/apps/pj_connection.html

Convenient Function

Easy Schedule Setting

Schedule functions can be operated automatically by setting up this menu.

EVENT SCHEDULE			
MONDAY to FRIDAY			
08:00	POWER	ON	COMPUTER IN 1
12:30	INPUTSOURCE	HDMI 1	
17:00	POWER	OFF	



Easy Schedule Setting

Equipped with Perfect Fit with which the position of four corners and four sides of projected image can be adjusted.

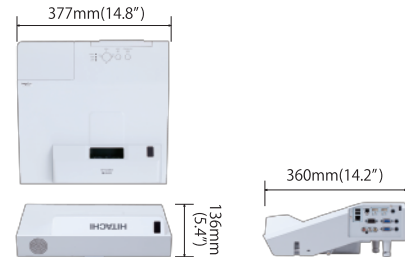


Other Features

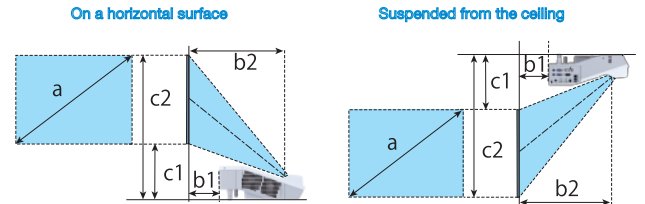
- 2 HDMI inputs
- 10,000:1 High Contrast Ratio
- Direct Power On/Off
- 16W Internal Speaker
- Audio Pass Through
- Standby Audio
- Saver Mode
- Intelligent Eco Mode
- Hybrid Air Filter
- PC-less Presentation
- USB Display
- Microphone Input
- Vertical / Horizontal Keystone Correction
- Multi Projector Mode
- Moderator Control Mode

Specifications					
Model name		CP-AX2505	CP-AX3005	CP-AX3505	CP-AW2505 CP-AW3005
Display system		3LCD			
Display device	Size of effective display area	0.63", aspect ratio 4:3			0.59", aspect ratio 16:10
	Number of pixels	786,432 pixels (1024 horizontal x 768 vertical)			1,024,000 pixels (1280 horizontal x 800 vertical)
Lens		Zoom	Digital zoom: x 1.35		
		Focus	Powered		
Light source		225W	250W	225W	250W
Screen size		60-100 inch			
Light output(Brightness)		2,700lm	3,300lm	3,600lm	2,700lm 3,300lm
Contrast ratio		10,000:1(full white/full black)			
Speaker		16W x 1 mono			
Displayable scanning frequency	Horizontal	15 - 106 kHz			
	Vertical	50 - 120 Hz			
Terminals	COMPUTER IN 1	Mini-D-sub 15-pin connector x 1			
	COMPUTER IN 2 / MONITOR OUT	Mini-D-sub 15-pin connector x 1			
	VIDEO	Composite video (RCA connector) x 1			
	HDMI IN	HDMI connector x 2 (HDCP compliant)			
	AUDIO IN	3.5mm stereo mini connector x 1, RCA connector L/R x 1			
	AUDIO OUT	3.5mm stereo mini connector x 1			
	Microphone Input	3.5mm mono mini connector x 1			
	CONTROL (RS-232C)	D-sub 9-pin connector x 1			
	LAN	RJ45 connector x 1			
	USB-A	USB type A x 2 (PC less Presentation or wireless adapter)			
USB-B	USB type B x 1 (USB Display or USB mouse control)				
Operating temperature		0-40°C			
Operating humidity (RH)		35-40°C (The brightness of lamp is reduced automatically.) 20-80%RH (non-condensing)			
Power requirements		AC 100-120V (50/60Hz) : 3.3A AC 220-240V (50/60Hz) : 1.6A	AC 100-120V (50/60Hz) : 3.7A AC 220-240V (50/60Hz) : 1.8A	AC 100-120V (50/60Hz) : 3.3A AC 220-240V (50/60Hz) : 1.6A	AC 100-120V (50/60Hz) : 3.7A AC 220-240V (50/60Hz) : 1.8A
Maximum power consumption		AC 100-120V:330W AC 220-240V:310W	AC 100-120V:360W AC 220-240V:350W	AC 100-120V:330W AC 220-240V:310W	AC 100-120V:360W AC 220-240V:350W
Standby mode power consumption		0.35W at saving mode			
Standard outside dimensions (WxHxD)		377mm x 141mm x 360mm (14.8"x5.6"x14.2") 377mm x 136mm x 360mm (14.8"x5.4"x14.2") (Excluding protrusions)			
Weight		Approx. 4.3kg (9.5 lbs.)			
Accessories		Remote control, AA batteries, Power cord, Computer cable, Cable cover, Adapter cover, User's manuals, Security label, Application CD			
Optional parts	Lamp	DT01511	DT01411	DT01511	DT01411
	Filter set	UX37191			
	Mounting accessories	HAS-AW100 (Bracket for ceiling mount),HAS-203L (Fixing adaptor for low ceilings),HAS-P100(Fixing adaptor for high ceilings),HAS-WM03 (Wall mount unit),HAS-WM05 (Wall mount unit)			
	Tabletop use kit	TT-03			
	USB wireless adapter	USB-WL-11N			

Dimensions



Projection Distance



CP-AX2505,CP-AX3005,CP-AX3505

(1,024 x 768) (±8%)


Screen size(diagonal)		Projection distance				Screen height			
a		b1		b2		c1		c2	
type (inch)	m	m	inch	m	inch	m	inch	m	inch
60	1.5	0.104	4.1	0.385	15.2	0.224	8.8	1.138	44.8
70	1.8	0.170	6.7	0.451	17.8	0.247	9.7	1.314	51.7
80	2.0	0.236	9.3	0.517	20.4	0.270	10.6	1.489	58.6
90	2.3	0.302	11.9	0.583	23.0	0.293	11.5	1.664	65.5
100	2.5	0.368	14.5	0.649	25.6	0.315	12.4	1.839	72.4

CP-AW2505,CP-AW3005

(1,280 x 800) (±8%)

Screen size(diagonal)		Projection distance				Screen height			
a		b1		b2		c1		c2	
type (inch)	m	m	inch	m	inch	m	inch	m	inch
60	1.5	0.128	5.0	0.409	16.1	0.313	12.3	1.121	44.1
70	1.8	0.198	7.8	0.479	18.9	0.351	13.8	1.293	50.9
80	2.0	0.268	10.5	0.549	21.6	0.388	15.3	1.465	57.7
90	2.3	0.338	13.3	0.619	24.4	0.426	16.8	1.638	64.5
100	2.5	0.408	16.1	0.689	27.1	0.464	18.3	1.810	71.3

Terminals



—Design and specifications are subject to change without notice.

- The projected images and comparison photos in this catalog are simulations.
- LCD panels, polarizers and other optical components and cooling fans may need replacement after prolonged usage. For more details, please consult a Hitachi sales representative.
- Do not use in places where there is a lot of water, dampness, steam, dust, soot or tobacco smoke. This may result in fire or malfunction.
- Optical components (lamp, LCD panel, polarizing plate, PBS [polarizer beam splitter]) have limited service lives. They must be repaired or replaced if they are used for a long period of time.
- These projectors use a mercury lamp with high internal pressure. Because of its properties, this lamp may burst with a loud noise or burn out if struck or after it has been used for a period of time. The time until it bursts or burns out varies greatly according to differences between lamps and usage conditions. Turning the lamp's power on and off frequently shortens its service life.
- Optical components other than the lamp: If the projector is used for six hours or more per day, they may need to be replaced in less than a year.
- LCD panel: If the projector is used continuously for six hours or more, its replacement cycle may be shortened.
- Do not turn projector on again for ten minutes after shutdown. Neglect can shorten the lifetime or the lamp. During use and immediately after use, do not touch anywhere near the lamp and the vents as these parts are extremely hot.
- Windows®, Windows Vista® and Internet Explorer® are trademarks, or registered trademarks of Microsoft Corporation in the United States and/or other countries.
- Pentium® is trademark of Intel Corporation in the U.S. and/or other countries.
- Crestron® and Crestron RoomView® are registered trademarks of Crestron Electronics, Inc. in the United States and other countries.
- HDMI, the HDMI Logo, and High-Definition Multimedia Interface are trademarks or registered trademarks of HDMI Licensing LLC in the United States and other countries.
- ImageCare is a trademark or a registered trademark of Royal Philips in the United States and other countries.
- All other trademarks are the properties of their respective owners.



HITACHI

Hitachi America, Ltd., Digital Media Division
Hitachi Home Electronics Asia (S) Pte. Ltd.
Hitachi Sales (Malaysia) Sdn. Bhd.
Hitachi Sales (Thailand), Ltd.
Hitachi (Hong Kong), Ltd.
Hitachi Sales Corp. of Taiwan
Hitachi Australia Pty Ltd.
Hitachi Europe Ltd., Digital Media Group Consumer Affairs Department
Hitachi Maxell, Ltd.

2420 Fenton Street, Suite 200 Chula Vista, CA 91914, U.S.A. and Canada Tel: +1-800-225-1741 www.hitachi-america.us/digitalmedia
438A Alexandra Road #01-01/02/03, Alexandra Technopark, 119967, Singapore Tel: +65-6536-2520 www.hitachiconsumer.com.sg
Lot 12, Jalan Kemajuan, Bangi Industrial Estate, 43650 Bandar Baru Bangi, Selangor Darul Ehsan, Malaysia Tel: +60-3-8911-2670 www.hitachiconsumer.com.my
994, 996 Soi Thonglor, Sukhumvit 55 Road, Klongtonnua, Vadhana Bangkok 10110, Thailand Tel: +66-2-335-5455 www.hitachi-th.com
18th Floor, Ever Gain Centre, 28 On Muk Street, Shatin, N.T., Hong Kong Tel: +852-2113-8883 www.hitachi-hk.com.hk
2nd Floor, No.65, Nanking East Road, Section 3, Taipei 104, Taiwan Tel: +886-2-2516-0500 www.hsct.com.tw
Suite 801, Level 8, 123 Epping Road, North Ryde NSW 2113, Australia Tel: +61-2-9888-4100 www.hitachi.com.au
5030 Totsuka-cho, Totsuka-ku Yokohama, 244-0003, Japan http://www.hitachi.co.jp/proj/