

Specifications

Model name		MP-WU9101B
Display system		1-chip DLP®
Display device	Size of effective display area	0.67" DLP® chip × 1, aspect ratio 16 : 10
	Number of pixels	2,304,000 pixels (1,920 horizontal × 1,200 vertical)
Lens (option)	Zoom	Motorized (except for ultra short throw fixed lens FL-920)
	Focus	Motorized
	Lens shift	Motorized (V, H) (except for ultra short throw fixed lens FL-920)
Light source		Laser diode
Screen size		50 - 600 inch (100 - 350 inch for ultra short throw fixed lens FL-920)
Light output (Brightness)		10,000 lm *1
Contrast ratio (full white / full black)		30,000 : 1 (Dynamic Black setting is On.)
Displayable scanning frequency	Horizontal	15 ~ 91 kHz
	Vertical	24 ~ 85 Hz
Display resolution	Computer	WUXGA *2 (max.) *Native resolution is WUXGA.
	Video	1080P (max.) *Native resolution is WUXGA.
Terminals	COMPUTER IN	Mini D-sub 15-pin connector × 1, 5BNC connector × 1
	HDMI IN	HDMI connector × 2 (HDCP compliant)
	DVI-D	DVI-D connector × 1
	SDI IN / OUT	BNC connector × 1 / BNC connector × 1
	HDBaseT	RJ-45 jack × 1
	CONTROL IN (RS-232C)	D-sub 9-pin connector × 1
	REMOTE CONTROL IN	3.5mm (stereo) mini connector × 1
Operating temperature		0 - 45°C *The brightness of light source may be reduced automatically over 36°C at altitude from 0 to 1,219 m *3.
Operating humidity		10 - 80%RH (non-condensing)
Power requirements		AC100 - 130V (50Hz / 60Hz), 13.4A *4 AC200 - 240V (50Hz / 60Hz), 6.2A
Power consumption		AC100 - 130V (50Hz / 60Hz) : 1340W AC200 - 240V (50Hz / 60Hz) : 1240W
Standby mode power consumption		Less than 0.5W at saving mode *5
Standard outside dimension (W×H×D)		500mm × 216mm × 576mm (19.7" × 8.5" × 22.7") (Excluding lens)
Weight		Approx. 28kg (61.7lbs.) (Excluding lens)
Accessories		Remote control with two AA batteries, Power cord, Computer cable, RS-232C adapter cable (cross), Wired remote cable, User's Manual
Optional parts	Option lens	USL-901A (Ultra short throw lens) SL-902 (Short throw lens) SD-903 (Standard lens) FL-920 (Ultra short throw fixed lens FL-900 with support metal)
		ML-904 (Middle throw lens) LL-905 (Long throw lens) UL-906 (Ultra long throw lens)
	Mounting accessories	HAS-L9750 (Bracket for fixing mount) HAS-1045 (Slim adapter for fixing mount) HAS-204L (Standard adapter for fixing mount)
		HAS-304H (Long adapter for fixing mount) HAS-404U (Ceiling mount with 6-axis adjustment)

*1 Picture Mode setting is Dynamic, Eco Mode setting is Normal, attached lens is SD-903, and lens shift position is center (V/H : 0%). *2 WUXGA (60Hz) Reduced Blanking only. *3 over 30° C at altitude from 1,219 to 1,676 m, over 25° C at altitude from 1,676 to 4,200 m. *4 Recommended circuit size : 20A (for 110-130V) *5 Can't operate the projector via the LAN and the RS-232C when projector is in standby mode.

Dimensions

* Image with Standard Lens SD-903 mounted.



Environment

- Compliance with EU Directive RoHS**
- No use of mercury lamp

*1 RoHS is the acronym of "Directive 2011/65/EU of the European Parliament and of the Council of 8 June 2011 on the restriction of the use of certain hazardous substances in electrical and electronic equipment".

—Design and specifications are subject to change without notice.

- The projected images and comparison photos in this catalog are simulations.
- Do not use in places where there is a lot of water, dampness, steam, dust, soot or tobacco smoke. This may result in fire or malfunction.
- Optical components (light source, DLP® chip, etc.) and cooling fans have limited service lives. They must be repaired or replaced if they are used for a long period of time.
- During use and immediately after use, do not touch anywhere near the vents as these parts are extremely hot.
- Each product may have differences of color, brightness and focus due to manufacture variation.
- Blu-ray Disc™ and Blu-ray™ are trademarks of Blu-ray Disc Association.
- DLP® and the DLP logo are registered trademarks of Texas Instruments.
- Crestron Connected and the Crestron Connected logo are registered trademarks of Crestron Electronics.
- DICOM is the registered trademark of the National Electrical Manufacturers Association for its standards publications relating to digital communications of medical information.
- HDMI, the HDMI Logo, and High-Definition Multimedia Interface are trademarks or registered trademarks of HDMI Licensing Administrator, Inc. in the United States and other countries.
- HDBaseT™ and the HDBaseT Alliance logo are trademarks of the HDBaseT Alliance.
- Extron® is registered trademark of RGB Systems, Incorporated.
- All other trademarks are the properties of their respective owners.
- This projector is a CLASS 1 LASER PRODUCT (IEC/EN 60825-1:2014). (CLASS 3R LASER PRODUCT (IEC/EN 60825-1:2007) for the U.S.A. and Canada)

maxell

Maxell, Ltd. 5030 Totsuka-cho, Totsuka-ku Yokohama, 244-0003, Japan <http://proj.maxell.co.jp/en/>

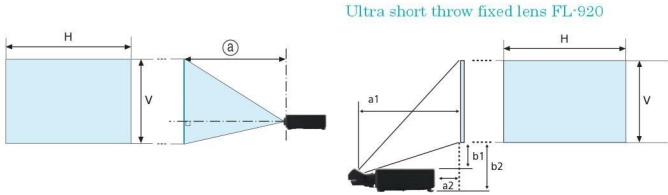
香港日立有限公司

總辦事處及維修服務部 香港新界沙田安曉街28號永得利中心18樓 電話：(852) 2113 8883 維修服務熱線：(852) 2753 5886

澳門維修服務部 澳門士嘉士大馬路富大工業大廈4字樓F座 電話：(853) 2871 9614

日立查詢熱線：2770 0377 www.hitachi-hk.com.hk

Projection Distance



H x V : Screen size

@ : Projection distance (from the projector's front panel to screen) (±10%)

*The figures are not drawn to scale.

H x V : Screen size

a1: Reflecting mirror surface to screen
a2: Projector end to screen
b1: Projector top to screen edge (closer edge to projector)
b2: Projector bottom to screen edge (closer edge to projector)


1,920 x 1,200 (Aspect ratio 16 : 10)														
meter														
Screen size			USL-901A		SL-902		SD-903		ML-904		LL-905		UL-906	
Type	H(m)	V(m)	@min.	@max.	@min.	@max.	@min.	@max.	@min.	@max.	@min.	@max.	@min.	@max.
80	1.7	1.1	1.4	1.7	2.0	3.0	2.8	4.3	4.2	6.4	6.0	9.8	9.6	15.3
100	2.2	1.3	1.7	2.1	2.5	3.8	3.5	5.3	5.2	7.9	7.6	12.2	12.0	19.0
120	2.6	1.6	2.0	2.5	3.0	4.5	4.3	6.4	6.3	9.5	9.1	14.7	14.3	22.8
150	3.2	2.0	2.5	3.2	3.8	5.7	5.3	8.0	7.8	11.9	11.4	18.4	17.9	28.4
300	6.5	4.0	5.1	6.3	7.6	11.3	10.7	16.0	15.7	23.9	22.9	36.9	35.5	56.5
500	10.8	6.7	8.4	10.5	12.7	18.9	17.8	26.6	26.1	39.8	38.2	61.5	59.0	94.0

inch															
Screen size			USL-901A		SL-902		SD-903		ML-904		LL-905		UL-906		
Type	H(in.)	V(in.)	@min.	@max.	@min.	@max.	@min.	@max.	@min.	@max.	@min.	@max.	@min.	@max.	
80	68	42	54	67	80	119	111	167	164	250	238	385	380	601	
100	85	53	67	84	100	149	140	209	205	313	298	482	472	749	
120	102	64	80	100	120	179	168	251	246	376	359	579	565	896	
150	127	79	100	125	150	223	210	314	308	469	449	724	703	1118	
300	254	159	200	248	300	446	420	629	617	939	902	1452	1397	2225	
500	424	265	332	413	501	744	700	1048	1029	1566	1505	2422	2322	3701	

		meter				
		Screen size		FL-920		
Type	H(m)	V(m)	a1	a2	b1	b2
100	2.2	1.3	0.817	-0.022	0.376	0.592
120	2.6	1.6	0.969	0.130	0.464	0.680
150	3.2	2.0	1.196	0.357	0.595	0.811
300	6.5	4.0	2.331	1.492	1.250	1.466
350	7.5	4.7	2.709	1.870	1.469	1.685

		inch				
		Screen size		FL-920		
Type	H(in.)	V(in.)	a1	a2	b1	b2
100	85	53	32	-1	15	23
120	102	64	38	5	18	27
150	127	79	47	14	23	32
300	254	159	92	59	49	58
350	297	185	107	74	58	66

Terminals



LASER RADIATION
AVOID DIRECT EYE EXPOSURE
CLASS 3R LASER PRODUCT
Wavelength : 450-460 nm
Max. Pulse energy: 0.253 mJ, Pulse duration: 0.5 ms
IEC/EN 60825-1:2007

RAYONNEMENT LASER
ÉVITER D'EXPOSER DIRECTEMENT LENS YEUX
PRODUIT LASER DE CLASSE 3R
Longueur D'onde : 450-460nm
Energie D'impulsion Max. : 0.253 mJ, Durée de l'impulsion : 0.5 ms
IEC/EN 60825-1:2007

LASERSTRAHLUNG
DIREKTE EXPOSITION DER AUGEN VERMEIDEN
LASERPRODUKT DER KLASSE 3R
Wellenlänge : 450-460 nm
Max. Pulsenenergie: 0.253 mJ, Pulsedauer: 0.5 ms
IEC/EN 60825-1:2007

LASER Projector

maxell
Within the Future

The long-life laser light source allows long continuous projection.



MP-WU9101B

WUXGA 10,000 lm

DLP
TEXAS INSTRUMENTS

Extron
XTP
CERTIFIED

DEVICE
AMX
DISCOVER

CRESTRON
connected

* Projected images are simulations.
* Projector image with Standard Lens SD-903 mounted.
* The lens of the projector is sold separately.



MP-WU9101B

WUXGA 10,000 lm

LASER
Light
Source

HDMI® CHDBT™



* Image with Standard Lens SD-903 mounted.
* The lens of the projector is sold separately.

Option lens



FL-920
Ultra short
throw fixed lens
Zoom: $\times 1.0$



USL-901A
Ultra short
throw lens
Zoom: $\times 1.3$



SL-902
Short
throw lens
Zoom: $\times 1.5$



SD-903
Standard lens
Zoom: $\times 1.5$



ML-904
Middle
throw lens
Zoom: $\times 1.5$



LL-905
Long
throw lens
Zoom: $\times 1.6$



UL-906
Ultra long
throw lens
Zoom: $\times 1.6$

* Local availability may be limited.

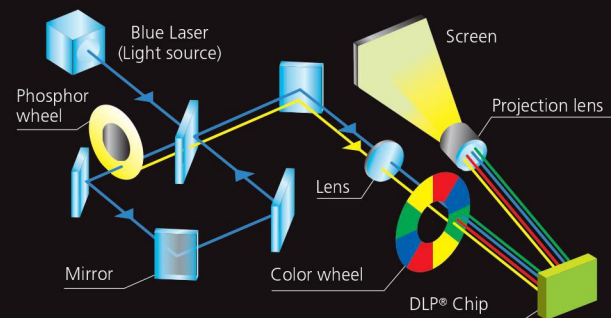
High Reliability and Stability

Long life 20,000 hours*¹ Laser light source

Light source combined Blue laser diodes and Phosphor can achieve high brightness of 10,000 lumens. The projection image has a bright, clear and vivid in color.

Since lamp exchange is unnecessary, maintenance cost is reduced. Furthermore, you do not need to worry about lamp life, and it is fit for digital signage purposes that require long hours of continuous projection. Because the product does not use mercury lamps, it is eco-friendly.

*¹ For laser light source. Not a guaranteed value.



Dust Resistant structure by sealed engine

Reduces the invasion of dust and other particles in the air that decreases the brightness when they get attached to the optical parts. Reduces the decrease in brightness due to dust, resulting in a long lasting bright, clear, and vivid colored picture. Eliminates the intake filter and filter maintenance.

Cooling System that Provides High Reliability

A liquid-cooling system is applied for laser light source cooling. This projector achieves long life of up to 20,000 hours*² though high brightness.

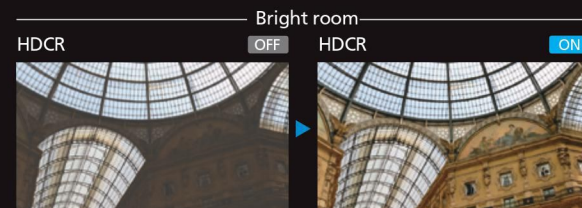
*² For laser light source. Not a guaranteed value.

High Image Quality

ACCENTUALIZER and HDCR

ACCENTUALIZER makes pictures look more real by enhancing shade, sharpness, and gloss, to make pictures clearer. The HDCR function corrects blurred images caused by room lighting or outside light sources and creates an effect similar to increasing contrast resulting in clear images even in bright rooms.

* Comparison photos are simulations.



COLOR MANAGEMENT

This feature allows you to change the HUE, SATURATION, and LUMINANCE for each of 6 colors (red, green, blue, cyan, magenta, and yellow) without influencing each other. With this technology, for example, you can change only bluish colors, such as the sky, while maintaining the other colors by adjusting the HUE of the blue.


* Comparison photos are simulations.



Laser Power Level Control

Power of laser light source is controllable by every 1% step*³. You can adjust brightness of projection image to fits the luminance of the environment and can save power consumption. This feature helps you to adjust the similar brightness of projectors, for example, the side-by-side projection and the edge blending applications.

*³ The adjustment range is 20~100% at Custom mode.



Advanced Installability and System Features for Various Uses

Geometry Correction

Geometry correction is possible from your computer by using the specialized application. Projection is possible on spherical surfaces and surfaces with corners, as well as conventional flat screens.



Spherical object



Corner wall



Curved screen

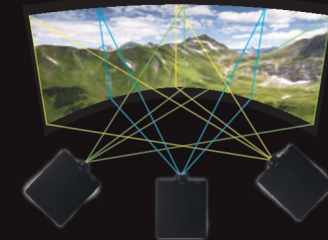


Curved screen

* The specialized application for geometry correction is required.

Edge Blending

The multiple projectors allow to project one image on a huge curved screen by using the geometry correction and the edge blending functions*⁴ simultaneously.




*⁴ Additional equipment may be required for the feature.

360° Projection

This projector provides great installation flexibility as it can be installed at various angle*⁵.

*⁵ The life of optical parts may shorten if the projector is installed with the lens facing downward or the IO connector side upward.



Digital Connectivity

Equipped with an SDI input, the standard in the broadcast industry. 3G SDI can transfer 1080P signals via a coaxial cable. Projectors provide 5 digital inputs: SDI, HDBaseT™, HDMI®1/2, and DVI-D.



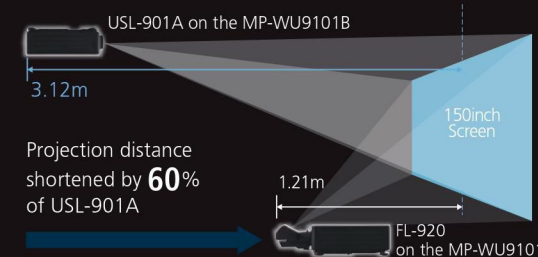
Ultra Short Throw fixed lens FL-920 features

All Glass lens

FL-920 uses all glass lenses that reduce the blurring that occurs under changes between high and low temperature.

Ceiling mount HAS-404U

Ceiling mount bracket with 6-axis adjustment mechanism. Adopting the jack system, perform , it is easy to adjust elevation.



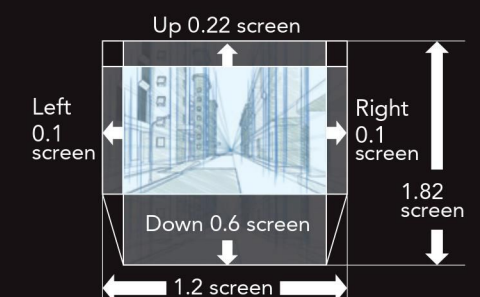
Secure a clearance of 50cm or greater between the exhaust vents and a screen or walls.



* This figure is not drawn to scale.

Motorized Lens Shift

The motorized lens shift lets you choose more convenient installation location, even for large spaces.



* This figure shows the lens shift range for the projector with the optional lens SD-903 at the ceiling mounting position.

* This figure is not drawn to scale.

Other Features

- Perfect Fit
- DICOM®*⁶ simulation mode
- PhyP / PinP
- Wired Remote & Remote ID

*⁶ This projector is not a medical device and is not compliant with the DICOM® standard, and neither the projector nor the DICOM® Simulation Mode should be used for medical diagnosis.

* Projected images are simulations.